




HELMET MOUNTED HEADLAMP - L2XR

With its full integration with the best-in-class GALLET F2XR helmet, the L2XR headlamp sets a new standard in helmet mounted lighting for technical rescue and wildland firefighting application. Its dual beam system combined with a configurable tail light makes it the most advanced integrated lighting solution on the market.



Key Features and Benefits

- ✓ Integrated LED Headlamp module with a tail light
- ✓ Dual-beam headlamp includes proximity and spot beam with over 250 lumens combined power output
- ✓ Incorporates an easy-to-activate switch, even with gloves on
- ✓ Balanced design for enhanced ergonomics 
- ✓ Tail light (“buddy light”), with three colours available to toggle, and aid in accountability 
- ✓ “SOS” mode that flashes front and rear lights to signal a distress



Technical Specifications

Characteristic	Description
Light Source	<ul style="list-style-type: none"> • Front beam - 2 High Performance LED, 7000 Kelvin (\pm 1000 K) • Tail light - RGB LED • Reserve mode (proximity) for safe evacuation when low battery • Flashing emergency mode to enhance visibility
Operation	Rear switch, easy to operate with gloves <ul style="list-style-type: none"> • Long press (2 s) to switch on and off • Short press to switch mode (proximity, spot, combined) Specific switch for tail light configuration and alarm mode
Power Supply	3x AA cells (alkaline supplied, other compatible) or Li-ion batteries, depending on version
Material	Polycarbonate blend (headlamp module and battery pack housing); Elastomer (activation switch)

Dimensions and Approvals

Specifications	Description
Dimensions and weight	Lamp module: 95x95x35 mm, 90 g Battery pack: 130x75x45 mm, 210 g (including 3xAA cells) / 175 g (including Li-ion batteries)
Approvals	CE / EMC (EN55011/EN55015 for emission, EN61000 for immunity)
IP rating	IP67 (30 mins under 1m of water)



Performance Specifications

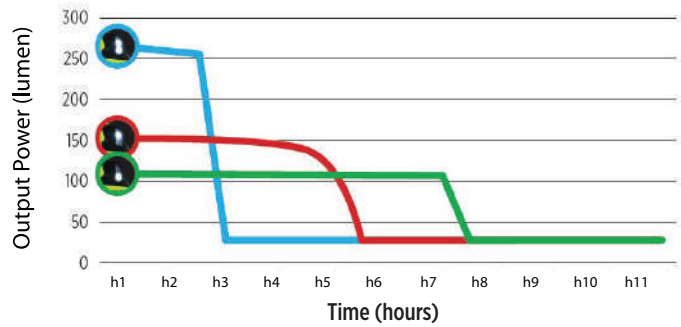
Non-ATEX / 3xAA	Proximity Mode	Spot Mode	Combined Mode
Maximum light output (ANSI FL1)	110 lumens Diffuse beam	160 lumens Focused Beam	260 lumens Dual Beam
Constant light output – Alkaline	6 h @ 110 lumens	3 h @ 150 lumens	1.5 h @ 250 lumens
Run Time including reserve mode	18h	15h	12h
Max beam distance (ANSI FL1)	45 m	65 m	N/A
Peak beam intensity (ANSI FL1)	500 Cd	1100 Cd	N/A

HELMET MOUNTED HEADLAMP - L2XR

Technical Specifications

- Combined
- Spot
- Proximity

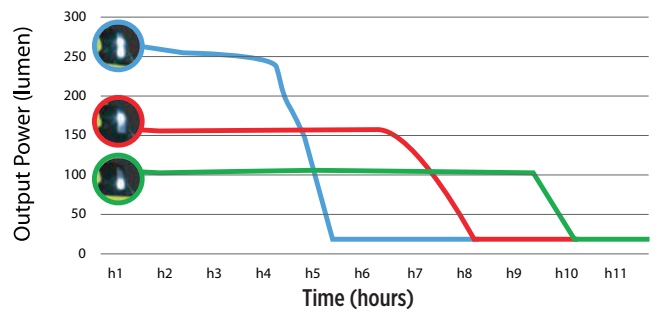
The enclosed diagram is indicative. Performance (output power, burn time) may vary depending on temperature and battery service life. Measurements are made at an ambient temperature of 20°C.



Non-ATEX / Li-ion	Proximity Mode	Spot Mode	Combined Mode
Maximum light output (ANSI FL1)	110 lumens Diffuse beam	160 lumens Focused Beam	260 lumens Dual Beam
Constant light output - Li-ion	9h @ 110 lumens	6.5h @ 150 lumens	4h @ 250 lumens
Run Time including reserve mode	13h	9.5h	6.5h
Max beam distance (ANSI FL1)	49 m	70 m	N/A
Peak beam intensity (ANSI FL1)	500 Cd	1100 Cd	N/A

- Combined
- Spot
- Proximity

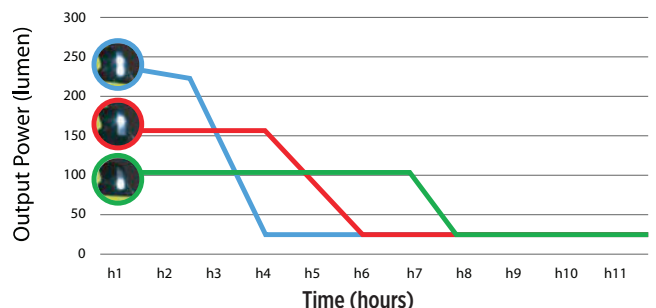
The enclosed diagram is indicative. Performance (output power, burn time) may vary depending on temperature and battery service life. Measurements are made at an ambient temperature of 20°C.



ATEX / 3 x AA	Proximity Mode	Spot Mode	Combined Mode
Maximum light output (ANSI FL1)	110 lumens Diffuse Beam	150 lumens Focused Beam	240 lumens Dual Beam
Constant light output - Alkaline	6h @ 110 lumens	3h @ 150 lumens	1.5h @ 250 lumens
Run Time including reserve mode	16h	10h	6.5h
Max beam distance (ANSI FL1)	45 m	67 m	N/A
Peak beam intensity (ANSI FL1)	500 Cd	1100 Cd	N/A

- Combined
- Spot
- Proximity

The enclosed diagram is indicative. Performance (output power, burn time) may vary depending on temperature and battery service life. Measurements are made at an ambient temperature of 20°C.



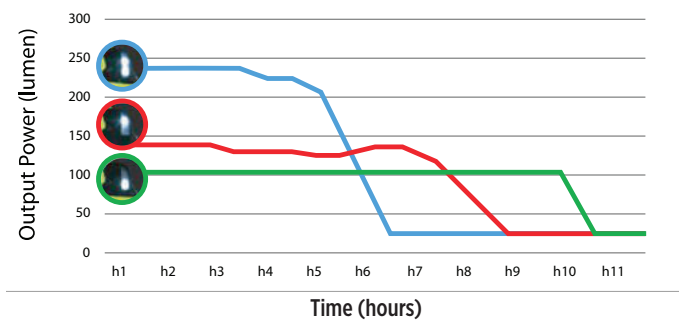
HELMET MOUNTED HEADLAMP - L2XR

Technical Specifications

ATEX / Li-ion	Proximity Mode	Spot Mode	Combined Mode
Maximum light output (ANSI FL1)	100 lumens Diffuse Beam	145 lumens Focused Beam	240 lumens Dual Beam
Constant light output – Li-ion	9h @ 100 lumens	6.5h @ 145 lumens	4h @ 240 lumens
Run Time including reserve mode	11h	7h	4.7h
Max beam distance (ANSI FL1)	45 m	67 m	N/A
Peak beam intensity (ANSI FL1)	500 Cd	1100 Cd	N/A

- Combined
- Spot
- Proximity

The enclosed diagram is indicative. Performance (output power, burn time) may vary depending on temperature and battery service life. Measurements are made at an ambient temperature of 20°C.



Ordering Information

Non-ATEX / 3xAA		
GA3725	Option 1 in the GALLET F2XR configurator	3xAA batteries alkaline included, Non-ATEX
Non-ATEX / Li-ion		
GA3727	Option 3 in the GALLET F2XR configurator	Li-ion battery included, Non-ATEX
ATEX / 3xAA		
GA3724	Option 2 in the GALLET F2XR configurator	3xAA batteries alkaline included, ATEX
ATEX / Li-ion		
GA3726	Option 4 in the GALLET F2XR configurator	Li-ion battery included, ATEX
GA3735		Li-ion L2XR Charger Micro USB, with cable
GA1419		AC/USB Adapter, 5V DC 1A, with 3 plugs for Li-ion L2XR Charger



GA3735



GA1419